



Annual Report 2023

Araluen Christian College

Contents

OVERVIEW	3
Our School	3
Our Students	4
Our Staff	5
Our Community	6
PRINCIPAL REPORT	7
ANNUAL ACTION PLAN	8
STUDENT ENROLMENT, ATTENDANCE AND LEARNING	9
Attendance & Enrolment	9
NAPLAN RESULTS 2023	10
SCHOOL SURVEY RESULTS	11
Parent Responses	11
Staff Responses.....	12



OVERVIEW

Our School

Located in Alice Springs, Araluen Christian College is set at the bottom of the picturesque MacDonnell Ranges. Araluen Christian College offers programs from Transition to Year 9 and has approximately 114 students enrolled. In 2023 there were four classes in primary school and two in secondary school.

Araluen Christian College's vision is *"to be Christian communities, learning together to live life as God intended, offering hope to the world"* and is supported by our mission statement – *"Araluen Christian College partners with families, guiding each child's journey of living and learning, providing hope in Christ for the future"*.

Our core values are:

- We care for ourselves
- We care for our learning
- We care for others
- We care for our place



In 2023 Araluen Christian College attempted to fill this mission through the following priorities as noted in the Annual Action Plan:

- Developing a culture of prayer with the community
- Creating a school environment that fosters growth in all our learners
- The development of 'The Araluen Way'
- Working with parents and the community

Araluen Christian College specializes in providing a safe, inclusive Christian school environment where students can live and learn together. Specialist subjects include: Art, Drama, Design Technology, Food Technology and STEM opportunities.

Araluen Christian College continues to provide fit for purpose learning facilities with opportunities for flexible and broader community usage.

Campus Information	
Campus Name	Araluen Christian College
Street Address	10 Blain Street, Araluen, Alice Springs, NT 0870
Principal	Mr Damien Gainsford
Vision	<i>To be Christian communities, learning together to live life as God intended, offering hope to the world</i>
Mission	<i>Araluen Christian College partners with families, guiding each child's journey of living and learning, providing hope in Christ for the future</i>
Students enrolled	114
Year level range	Transition to Year 9
Number of primary classes	4
Number of middle school classes	2
ICSEA	18% Bottom, 32% Middle, 34% Middle, 15% Top
Key external partnerships	<ul style="list-style-type: none"> • NT Christian Schools

Our Students

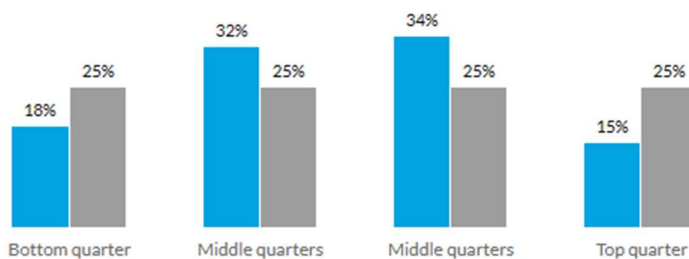
In 2023, Araluen Christian College had 114 students enrolled. The demographics of the College was indicative of its locale and surrounding demographics. The 114 students enrolled consisted of 56% boys and 44% girls. Indigenous student accounted for 20% of the overall student population. Students with a language background other than English consisted of 28% of those students enrolled. Araluen Christian College also has a growing number of students from African and other migrant backgrounds.

Student background

Index of Community Socio-Educational Advantage (ICSEA)

School ICSEA value	991
Average ICSEA value	1000
School ICSEA percentile	42

Distribution of Socio-Educational Advantage (SEA)

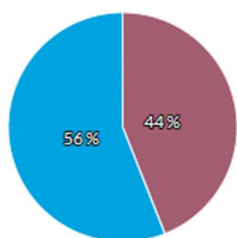


■ School distribution ■ Australian distribution
Percentages are rounded and may not add to 100

Students

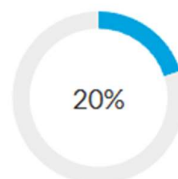
Total enrolments: 114

- Boys 64
- Girls 50



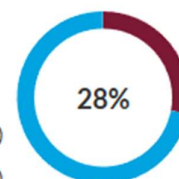
Full-time equivalent enrolments: 114.0

Indigenous students



Language background other than English

- Yes (28%)
- No (72%)
- Not stated (0%)



Source: MySchool website <https://myschool.edu.au/school/40343> (last accessed 27/04/2024)

In 2023, Araluen Christian College had ___ students accounted for on the NCCD. Below is a snapshot of the College's NCCD profile.

*ADD NCCD

*ADD Student Mobility Data

Araluen Christian College enrolments are largely drawn from Araluen, Larapinta, Undoolya, Flynn, Ciccone, Braitling, Ilparpa, Sadadeen and Kilgariff, which are remote/regional suburbs of Alice Springs which are predominately low in socio-economic status. The College has an Index of Community Socio-Economic Advantage (ICSEA) value of 991 with a student distribution of 18% (low), 32%, 34% (middle), and 15% (upper).

Araluen Christian College enrolment is predominantly low to middle income families. The increasingly diverse demographic has 20 % indigenous enrolment and 25% from a language background other than English. Of

this, is English (non-indigenous) the dominant culture followed by African/Sudanese culture, and First Nations culture.

1.7 % of students at Araluen Christian College are from families currently serving within the Australian Defence Forces.

The College has an Education Support unit with dedicated staff working to support student learning needs. In 2023, 25 students had an Education Assistance Plan (EAP).

Student information summary	Primary	Middle
Students enrolled	69	45
Aboriginal & Torres Strait Islander	16	8
Defence students	2	0
NCCD students	17	8
Students with an EAP	17	8
Boarding Students	0	0

Our Staff

All teaching staff met the professional standards for teachers in the Northern Territory, including having obtained appropriate qualifications for teaching and abiding by the Code of Ethics for Northern Territory teachers.

Position	All Staff	
	Aboriginal / Torres Strait Islander FTE	Other FTE
Principal	1.0	
Leadership teaching staff*		1.0
Primary teaching staff		3.6
Secondary teaching staff		2.0
Teacher aides		3.0
Administration staff		1.57
IT staff		0.20

* staff that have a Position of Responsibility



Our Community

Araluen Christian College has maintained strong relationships with the local community of Alice Springs. The College participates in local events including, ANZAC Day parades and interschool sporting events. Parent engagement with the College was regular with ongoing attendance at assemblies, Book Day Parades and volunteer assistance in our school classrooms. Parents and staff regularly communicated via the Compass LMS App and this was the core portal for communication between parents and school staff. As one of the 6 schools that comprise NT Christian Schools, Araluen Christian College engaged strongly with professional learning. In 2023, our College staff attended the annual 'Over the Top' conference in Darwin where teachers, TA's and admin staff were able to network with other Christian teachers and engage in up to date professional learning that was then brought back to our communities. Araluen Christian College also actively promoted regular connections with community organisations such as Scripture Union, who regularly organised youth events in the College. This connection was a key component to the schools approach to addressing student wellbeing. Jeans for Genes day and other charity days were also key moments on the school calendar where students could engage with causes that support our local community.



PRINCIPAL REPORT

2023 was an enjoyable year at Araluen Christian College. It was a year in which we began to sow the seeds for new growth across several areas of the college.

The first of these areas was facilities development. Term 4 of 2023 ushered in a newly refurbished Amenities Block in the Junior School Area. This refurbishment transformed these Junior Amenities with cubicles for both male and female students, hand dryers and sensor energy saving lights that time out when not in use. Additionally, there was an enclosed space created for the Wood Technology Programs, newly constructed flagpoles that signify inclusivity of our First Nations people, more security screens installed, an upgrade of our PA and Bell system and new furniture purchased for our Year 3 and 4 classrooms. These markers provide a view of the ongoing facilities renewal plan in action.

In 2023 we planned for and began an implementation of a new leadership structure for college and a review of the positive rewards systems for the students. This structure aimed to provide focus for staff in our key areas and to align to our college's strategic direction. We introduced an Assistant Principal role with a clear link to our Middle School students, VET opportunities and NCCD processes. Additionally, all staff were engaged in the PEACEWISE for Kids & Youths Professional Development that will drive consistent language and processes for developing a culture of Peace at Araluen in 2024 and beyond. These shifts saw the college take bigger steps forward in a range of areas, particularly in our teaching and learning goals.

2023 saw the college continue to focus on crafted formational learning and coaching across our teaching and learning. In our professional learning communities staff worked on developing student oriented professional learning goals that allowed them to focus on developing their professional skills in a way that would benefit student learning. Staff embraced this process and there was ongoing growth.

To close the year, we celebrated the awesome work of our staff and students. Highlights of the year were the Book Week Parade, Weekly Chapels organised by our students, Tuckshop reopening and supported by our own Food Technology students and our Celebration Night which saw a growth in parental engagement across the board. These are beautiful moments of seeing our College's Servant Hear mentality and God's enduring faithfulness in action.

Damien Gainsford
Principal



ANNUAL ACTION PLAN

Below is a summary of each of the Strategic Framework & Key Priorities that were achieved from the 2023 Action Plan.

Christian Identity and Faith Matters

- A parent prayer group was reinitiated and met regularly
- Students were taught how to pray and encouraged to pray in their classrooms

Care and Wellbeing

- A wellbeing leader was appointed by the College
- 'The Araluen Way' was taught across all grades

Schools and Programs

- Professional Learning was completed with staff around Learning Intentions and Success Criteria
- Standardised testing was completed throughout the year

Governance and Leadership

- 2023 assessment calendar that is shared with staff at the beginning of the year
- Hold open days in T/1 class towards the end of Term 1 and beyond

Community and Culture

- Opening up of CANVAS to middle school parents
- Events for the College community will be run once per term

Finance and Resources

- Library courtyard developed into a community space with seating and shelter
- Primary toilets refurbished

For 2024, there are still a number of goals that are yet to be achieved and these will need refining at the start of 2024 as the new Action Plan is reviewed. Strong emphasis is to be placed on feedback from staff and parents.

While not all key overarching outcomes were identified, elements of each were achieved as listed above. The work that has been undertaken has had a positive impact on the wellbeing of the school community and is starting a shift towards improved academic outcomes. More evidence needs to be collected regarding the College's academic performance and professional learning tailored to this in order to assist with meeting the student learning targets.

For 2024, a strong focus on community engagement is needed alongside addressing student learning outcomes through the use of evidence and research. Professional learning needs to be tailored to this and the establishment of Professional Learning Communities (PLC's) and Professional Growth Plans are an important tool that the College is looking to implement early in 2024.

STUDENT ENROLMENT, ATTENDANCE AND LEARNING

Attendance & Enrolment

Year Level	Previous Year				Reporting Year			
	Aboriginal Students		All Students		Aboriginal Students		All Students	
	Enrolment	FTE	Enrolment	FTE	Enrolment	FTE	Enrolment	FTE
T	1	1.0	12	12.0	4	4.0	8	8.0
1	1	1.0	8	8.0	1	1.0	12	12.0
2	-	-	5	5.0	3	3.0	7	7.0
3	3	3.0	11	11.0	1	1.0	8	8.0
4	2	2.0	13	13.0	3	3.0	11	11.0
5	1	1.0	12	12.0	3	3.0	11	11.0
6	-	-	10	10.0	1	1.0	12	12.0
7	1	1.0	20	20.0	1	1.0	11	11.0
8	4	4.0	22	22.0	3	3.0	16	16.0
9	1	1.0	13	13.0	3	3.0	18	18.0
All	14	14.0	126	126.0	23	23.0	114	114.0

Reported Students

Category	Primary		Secondary		Total	
	Count	FTE	Count	FTE	Count	FTE
Total students	69	69.0	45	45.0	114	114.0
Total Part-time students	0	0.0	0	0.0	0	0.0
Indigenous	16	16.0	7	7.0	23	23.0
Boarding	0	0.0	0	0.0	0	0.0
<i>Indigenous Boarding</i>	0	0.0	0	0.0	0	0.0
Distance Education	0	0.0	0	0.0	0	0.0
<i>Indigenous Distance Education</i>	0	0.0	0	0.0	0	0.0
Students on Visas	0	0.0	3	3.0	3	3.0
Students with disabilities	17	17.0	8	8.0	25	25.0
<i>QDTP</i>	0	0.0	3	3.0	3	3.0
<i>Supplementary</i>	14	14.0	3	3.0	17	17.0
<i>Substantial</i>	2	2.0	2	2.0	4	4.0
<i>Extensive</i>	1	1.0	0	0.0	1	1.0

Source: Census Summary Report, 2023

NAPLAN RESULTS 2023

Below are the NAPLAN Results for Araluen Christian College for 2023. Please note that interpretation of data needs to take into consideration the number of students in that grade group.

READING					
Year level	Average score School	Average score NT	% of students Needs Additional Support	% of students Developing	% of students Strong & Exceeding
Year 3	352.68	329.6	0%	66.67%	33.33%
Year 5	453.87	427.2	30.77%	7.69%	61.54%
Year 7	499.94	466.6	8.33%	33.33%	58.34%
Year 9	520.97	501.2	37.5%	18.75%	43.75%
WRITING					
Year level	Average score School	Average score NT	% of students Needs Additional Support	% of students Developing	% of students Strong & Exceeding
Year 3	378.18	335.3	16.67%	16.67%	66.66%
Year 5	396.25	402.6	38.46%	30.77%	30.77%
Year 7	484.92	446.9	16.67%	50%	33.33%
Year 9	519.66	484.0	25%	37.5%	37.5%
SPELLING					
Year level	Average score School	Average score NT	% of students Needs Additional Support	% of students Developing	% of students Strong & Exceeding
Year 3	353.58	315.2	33.33%	33.33%	33.34%
Year 5	454.93	415.6	7.69%	30.76%	61.56%
Year 7	485.34	464.5	16.67%	25%	58.33%
Year 9	498.76	508.1	33.33%	26.67%	40%
GRAMMAR AND PUNCTUATION					
Year level	Average score School	Average score NT	% of students Needs Additional Support	% of students Developing	% of students Strong & Exceeding
Year 3	346.1	327.6	33.33%	50%	16.67%
Year 5	388.14	424.2	38.46%	38.46%	23.08%
Year 7	490.93	463.0	33.33%	25%	41.67%
Year 9	502.79	479.5	33.33%	33.33%	33.34%
NUMERACY					
Year level	Average score School	Average score NT	% of students Needs Additional Support	% of students Developing	% of students Strong & Exceeding
Year 3	342.25	337.1	33.33%	50 %	16.67%
Year 5	442.16	416.1	23.08%	30.77%	46.15%
Year 7	497.43	461.6	16.67%	33.33%	50%
Year 9	515.27	499.4	33.33%	33.33%	33.34%

SCHOOL SURVEY RESULTS

In 2023, Araluen Christian College sought feedback from its parents and staff. Christian Education National was engaged to independently conduct these surveys. Students were not surveyed in 2023. Below are the results of the parent and staff surveys. The data from this has been used to inform the 2024 Action Plan to address areas of concern raised by our school community.

Parent Responses

In 2023, Araluen Christian College engaged CEN (Christian Education National) to conduct a Parent Satisfaction Survey. This survey probes different aspects of school life, under the following categories:

- School Culture
- Student Culture
- Academic Program
- Teacher Quality
- Leadership
- Governance
- Student Engagement
- Parent Involvement/Communication
- Resources
- Personal and Social Development
- Transition
- Overall



Responses to statements in the survey are ranked using the following scale:

1. Significant concerns
2. Needs Improvement
3. To an average degree
4. To an effective degree
5. To an exceptional degree

Below are the top ten areas of strength and growth that parent responses gave to each of the different categories (top two scores selected from each).

	Top 10 areas of strength		Top 10 areas for growth	
	Question	Rank	Question	Rank
1	Teacher act in a manner which is consistent with the school's Christian values	3.6	The standard of student behaviour	2.1
2	Biblical understanding are effectively integrated into the curriculum	3.6	Differentiation of learning	2.2
3	Students feel comfortable in openly expressing their faith	3.4	Rigour of academic standards	2.3

4	Students from different backgrounds and cultures are treated equally at this school	3.4	Quality of teaching	2.9
5	The school encourages each student to perform to the best of their ability	3.1	Principal communication with parents	2.6
6	Teachers model and act according to Christian values	3.7	Understanding of the role of the School Council	2.2
7	Teachers work hard to teach from a Christian perspective	3.7	Level of challenge students feel in their learning	2.4
8	The principal articulates a clear commitment to the school's Christian foundations	3.4	Range of co-curricular offerings	2.4
9	The principal models the school's Christian character in the way they carry out their responsibilities	3.2	Students are well prepared for further study	2.5
10	Parents always feel welcome at the school	3.8	Overall satisfaction with decision to send students to this school	2.4

Staff Responses

In August of 2023, staff were surveyed using the CEN Staff Satisfaction Survey. The table below indicates the main areas of strength and growth as a result of this survey.

	Top 10 areas of strength		Top 10 areas for growth	
	Item	%	Item	%
1	School Culture	4.0	The behaviour of students at this school is excellent	1.7
2	Teachers as role models	4.7	There is excellent communication in this school	2.4
3	Students from different background and cultures are treated equally at this school	4.4	Students have access to a wide range of co-curricular activities	2.1
4	I trust my colleagues	4.1	Students have high academic aspirations	2.5
5	The principal articulates a clear commitment to the school's Biblical foundations and Christian Worldview	4.0	Parents are in partnership with the school in the learning of their children	2.4
6	Professional Learning activities were of high quality	4.2	I feel adequately informed about what the NT Christian School Board is and does	3.4

7	Christian perspectives are strongly embedded in the curriculum	3.5	I highly recommend this school to others	3.0
8	Teachers have an excellent understanding of a Christian worldview	5.0	The NT Christian School Board oversees school resources/facilities effectively	3.0
9	Teachers have the skills to integrate ICT in classroom practice	4.0	I have every confidence in the support of my school from the NT Christian Schools Office	3.3
10	I appreciate being part of a bigger organisation that supports a number of Christian schools in the NT	4.1	We have excellent access to technology to support learning	2.7

The feedback from both parents and staff will be used in the 2024 Action Plan to address areas of growth and improve our areas of strength.

It is intended that a student survey is completed in 2024.

